

LIDGETCOMPTON PRICE GUIDE  
AREA January 2012

Start creating  
something unique...



**LIDGET Compton**  
The Best Concrete Garage




**Hortons**  
tel: 01403 888222  
web: hortonsgroup.com

**Hortons**  
01403 888222  
ortonsgroup.com

**Hlidget.co.uk**  
tel: 01403 888222

**Hortons**  
tel: 01403 888222



**Hortons**  
tel: 01403 888222

# Contents

Why choose a LidgetCompton garage?	2
Special Package Offers	2
Our Agents	3
How to use this price guide	3
Pent	4
Pent Mansard	6
Apex	8
Apex 15	10
Apex 20	12
Garden Rooms	14
Sheds and Workshops	16
Main doors and front posts	18
Personnel doors	20
PVCu units	21
Size charts	22
Contact us	24

# Why choose a LidgetCompton garage?



- ✓ We provide a 10 year structural guarantee for peace of mind.
- ✓ We are a family run business that has been around for over 30 years, we know what we are doing and can give you the level of personal service you expect, you are not just a number.
- ✓ We have real people in the office to give you advice and support all through your contract, backing up the service offered by our agents, a complete service. We're always there to help, just call.
- ✓ We manufacture the strongest and thickest reinforced concrete garage panel on the market giving guaranteed performance. We have invested in a specialist manufacturing facility, to give consistent quality for longer life.
- ✓ We supply market leading Hörmann and GDS garage doors for bigger choice and guaranteed better performance.
- ✓ We ensure that your building is normally delivered and built on the same day, installed by our own workforce, guaranteeing the highest quality and the best service.
- ✓ We offer the largest and most flexible product range to give you the best choice.

- Bespoke Options ensue that you can personalise our standard range, and you can use our unique Design&Build service if you can't find what you want.
- ✓ We have designed our product range to make it easier to choose exactly the right building for you. Our unique approach enables you to see at a glance what you can and can't do in specifying your building. Our pricing model is simplicity itself. Special Package Offers, unique to Lidget, save you money and time.
- ✓ We have a team of in house engineers that are constantly putting new ideas into action, creating new products or improving existing products, which means you can be sure you are getting the best value for money.
- ✓ We offer exclusive patented Stone and Brick effect and textured finish buildings, ensuring the best kerb appeal and the ability to match your home, maximising your return on investment, and giving you pleasure as well.

*Simply put, LidgetCompton supply the Best Concrete Garages.*



### LidgetCompton Tips

- Look through our brochure and on the website – you will find a series of tips.
- Based on feedback from our customers, these are nuggets of advice passed on to help you when choosing your building.

# Special Package Offers

We've put together the most popular options, and reduced the price! You can save £100s, and you will still qualify for any price promotions/discounts!



### Maintenance Free Package\*

- No more sanding or painting, an occasional wipe clean is all you need! This package includes:
  - ✓ White vertically ribbed up and over door
  - ✓ White PVCu fascias and vergeboards
  - ✓ PVCu Gutters (Choose from White, Black or Brown)
  - ✓ 4' (1.22m) fixed white PVCu double glazed window
  - ✓ 3' (0.91m) White vertically ribbed Personnel door
  - ✓ 4 point locking on your up and over door (up to 9' (2.74m wide)
  - ✓ Timber weather bar
  - ✓ Sand and cement fillet



### Premium Options Package\*

- Make your garage the envy of your neighbours! This package includes:
  - ✓ White Georgian up and over door with 4 point locking on doors up to 9' (2.74m) wide
  - ✓ RealBrick/Stone effect front posts (choice of 4)
  - ✓ White PVCu fascias and vergeboards
  - ✓ PVCu Gutters (Choose from White, Black or Brown)
  - ✓ 4' (1.22m) opening white PVCu double glazed window
  - ✓ 3' (0.91m) White Georgian Personnel door with 3 point locking
  - ✓ Coloured roof sheets (Apex only) – see page 23
  - ✓ Timber weather bar
  - ✓ Sand and cement fillet



### 10 Year Guarantee

LidgetCompton offer a full structural guarantee for 10 years from the date of installation of your building. The guarantee is transferable, and is subject to the proper following of the Care and Maintenance Instructions supplied with your acknowledgement of order. See [www.lidget.co.uk/10yearguarantee](http://www.lidget.co.uk/10yearguarantee)

### LidgetCompton Tips

- Look through our brochure and on the website – you will find a series of tips.
- Based on feedback from our customers, these are nuggets of advice passed on to help you when choosing your building.

Unique to LidgetCompton, we offer these Special Packages across the whole range. Once you've chosen the shape of your building, you'll find the SPO price below the main building price listing on pages 4 to 13.

Don't forget that any special price offers/discounts are in addition to the savings you make on the Special Package Offers, part of the reason why LidgetCompton provide the Best Concrete Garage.

## Our Agents

We have trained agents all around the UK. When you enquire about our products, we will put you in contact with them.



Amongst other things, they can give you specific advice, arrange taking down and removing old buildings, preparing a new or refurbishing concrete bases and generally help you make the best decision. Your agent can:

- ✓ Show you examples of the LidgetCompton range.
- ✓ Offer a free site survey, without obligating you in any way.
- ✓ Help with obtaining local authority approval where necessary, providing the detailed drawings necessary.
- ✓ Arrange to have your old building demolished and removed from site.
- ✓ Arrange to lay a new or refurbish an old concrete base.
- ✓ Advise on the best model to suit your requirements, blend with your house and maximise your property value.
- ✓ Arrange for the provision of electricity into your building, so you can fit remote control operators, lights, power sockets etc.
- ✓ Arrange to have your building lined out, if required.
- ✓ Arrange for you to receive your 10 year structural guarantee.



## Instant Quote

Why not log on to:

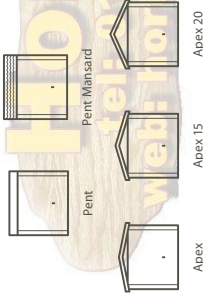
[www.lidget.co.uk/instantquote](http://www.lidget.co.uk/instantquote)

to get an instant response, pricing your chosen building in the area that you live. The quote will come from your local agent, who can help and give advice at every stage. We're on the end of a phone as well, if you need any further help, or log on to:

[www.lidget.co.uk/contactus](http://www.lidget.co.uk/contactus)

## How to use this price guide

First choose the basic shape of your building...



...then choose the size...



You can personalise your building to your exact specification...

...or choose one of our time and money saving Special Packages



## Design and Build

If you can't find it, don't despair! Our engineers can normally design a building for you, so if you want a building of a non-standard size, width, length or height, just let us know and we'll do our best to help you. Log on to our website:

[www.lidget.co.uk/designandbuild](http://www.lidget.co.uk/designandbuild)

and just follow the simple instructions there. Alternatively,

email [designandbuild@lidget.co.uk](mailto:designandbuild@lidget.co.uk)

or ring customer services on **01709 881844**

...giving us a brief description of what you want and what you want it for.

*Not just a garage, but a workshop, a music room, a garden room, a potting shed, play area, store, utility – you name it; and it's been done in a LidgetCompton building!*



## The LidgetCompton Honest Pricing Policy

How do we work out our prices?

Our pricing is designed to be transparent. Concrete garages, sheds and workshops are heavy, and take up a lot of space on a lorry. They need specialised machinery to handle, load and offload.

The basic building price is the same wherever you are, and we simply pass on the cost of transport and labour, which increases the further away you live from Yorkshire, where we make our buildings. With LidgetCompton, what you see is what you get. It's a logical and understandable method, ensuring that you get value for money. We're not trying to rip anyone off, simply to cover our costs and make a reasonable return.

We offer the best value for money in the market today, tell us if you think anyone offers the same product at better value.



**Supplied as standard:**

**Wall finish:** Thicker concrete steel reinforced panels with spar finish.

**Front posts:** Spar.

**Main door:** Hörmann pre-framed, fully retractable, white powder coated galvanised steel, horizontal ribbed up and over door.

**Roof:** Robust C section galvanised steel rafters supporting a galvanised steel roof, with Gifafo therm anti-condensation treatment and no joins.

**Fascias and vergeboards:** Factory preservative treated timber.  
**Window:** 4' (1.22m) timber fixed factory preservative treated.

## Step 2

### Style

Bespoke Options

- Choose any of the Bespoke Options to personalise your building.
- Find your width in the table and add any of the options in that column.
- You will see page number references against those option groups that have more choices, turn to those pages to select from these.

		Building width							— Included as standard —	
		8'6"	9'6"	10'6"	12'6"	14'6"	16'6"	18'6"	20'6"	20'6"
		7'	8'	8'	9'	10'	2 x 7'	2 x 7'	2 x 8'	2 x 8'
<b>Main Door</b> (see also page 18 & 19 for more options)										
Horizontal ribbed										
Vertical (white/brown)	✓	59	114	114	176	969	118	228	228	228
Georgian (white/brown)	✓	179	369	369	404	1200	358	738	738	738
Add 4-point locking	✓	104	104	104	104	—	208	208	208	208
Add Decograin (Golden Oak/Rosewood)		248	248	248	248	248	497	497	497	497
Rollershutter		249	299	299	359	429	498	598	598	598
Sectional		859	859	859	979	1059	1718	1718	1718	1718
Side hung timber		141	160	160	n/a	n/a	282	320	320	320
Electric remote control (UGO)		959	959	959	959	959	1917	1917	1917	1917
<b>Roof</b> (Plastisol roof sheets. Choose from Black, Light Grey, Dark Grey, Olive Green, Terracotta, Dark Brown)										
14'3"		630	704	778	927	1075	1223	1371	1520	1520
16'3"		719	803	888	1057	1226	1395	1564	1733	1733
18'3"		807	902	997	1187	1377	1566	1756	1946	1946
20'3"		895	1001	1106	1317	1527	1738	1949	2159	2159
22'3"		984	1100	1215	1447	1678	1910	2141	2373	2373
24'3"		1072	1198	1325	1577	1829	2081	2334	2586	2586
26'3"		1161	1297	1434	1707	1980	2253	2526	2799	2799
28'3"		1249	1396	1543	1837	2131	2425	2719	3013	3013
<b>Fascia and Vergeboard</b> (supplied with timber as standard)										
PVCu (White)	✓	468	468	468	468	468	684	684	684	684
PVCu Decograin (Golden Oak/Rosewood)		639	639	639	639	639	884	884	884	884

		Building width							SPOs	
		8'6"	9'6"	10'6"	12'6"	14'6"	16'6"	18'6"	20'6"	20'6"
		7'	8'	8'	9'	10'	2 x 7'	2 x 7'	2 x 8'	2 x 8'
<b>Personnel Door</b> (all O/A frame. See page 20 for more options)										
Main door width ▶										
Standard Timber	3'	156	156	156	156	156	156	156	156	156
	4'	260	260	260	260	260	260	260	260	260
Deluxe Timber	3'	275	275	275	275	275	275	275	275	275
Galvanised steel white vertical	3'	379	379	379	379	379	379	379	379	379
	4'	649	649	649	649	649	649	649	649	649
Galvanised steel white Georgian	3'	835	835	835	835	835	835	835	835	835
3 point locking (to steel personnel doors)	✓	89	89	89	89	89	89	89	89	89
Add Decograin (Golden Oak/Rosewood) to white vertical/Georgian 3' price	✓	550	550	550	550	550	550	550	550	550
PVCu Half Glazed (white)	3'	707	707	707	707	707	707	707	707	707
	3'6"	759	759	759	759	759	759	759	759	759
PVCu Half Glazed Decograin (Golden Oak/Rosewood)	3'	949	949	949	949	949	949	949	949	949
	3'6"	1001	1001	1001	1001	1001	1001	1001	1001	1001
<b>Windows</b> (supplied with 4' (1.22m) fixed timber window as standard)										
Timber fixed	2'	67	67	67	67	67	67	67	67	67
	4'	89	89	89	89	89	89	89	89	89
PVCu fixed (white)	2'	192	192	192	192	192	192	192	192	192
	4'	243	243	243	243	243	243	243	243	243
PVCu opening (white)	2'	251	251	251	251	251	251	251	251	251
	4'	291	291	291	291	291	291	291	291	291
PVCu fixed Decograin (Golden Oak/Rosewood)	2'	259	259	259	259	259	259	259	259	259
	4'	313	313	313	313	313	313	313	313	313
PVCu opening Decograin (Golden Oak/Rosewood)	2'	327	327	327	327	327	327	327	327	327
	4'	379	379	379	379	379	379	379	379	379
<b>Others</b>										
Lining clips (pack of 12)	✓	25	25	25	25	25	25	25	25	25
Sand & cement fillet	✓	104	104	104	104	104	104	104	104	104
RealBrick front posts	✓	211	211	211	211	211	211	211	211	211
Partition wall (adds 3" (75mm) to length)	✓	242	271	299	356	413	470	527	584	584
Timber weather bar	✓	48	48	48	48	48	48	48	48	48
Shelf Stack (2'4" or 6')		116 / 135 / 154								
<b>MF</b> = Maintenance Free Package <b>PO</b> = Premium Options Package										

# Pent Mansard

You've chosen the shape of your building. What's next?



## Step 1

### Size and finish

• First of all, choose the **length** and **width** of your building from the table below.



Spar

Brick/Stone effect

Textured

• Then choose the **wall finish** you want:



• If you need **additional height**, add 25% to the basic Spar building price to give you a 7'6" (2.29m) high building.

This will give you your **standard building price**.

• For a **Lean-to**, add 10% to basic Spar building price.\*

Door width ▶	Building width					20'6" (6.24m)								
	8'6" (2.49m) 7' (2.13m) door	9'6" (2.89m) 8' (2.43m) door	10'6" (3.20m) 9' (2.74m) door	12'6" (3.81m) 10' (3.04m) door	14'6" (4.41m) 12' (3.66m) door		16'6" (5.02m) 14' (4.27m) door	18'6" (5.63m) 16' (4.88m) door	20'6" (6.24m) 18' (5.49m) door					
Length	3117	3456	5415	4112	5424	7483	8071	8140	6029	8175	8788	6466	8785	9448
	3168	3597	5718	4253	7012	7834	8471	8572	6175	8494	9157	6676	9169	9881
	3335	3730	6023	4415	6734	8156	8843	8966	6421	8914	9626	6868	9534	10296
	3514	3931	6345	4576	7069	8544	9281	9396	6694	9360	10122	7112	9951	10763

## In a hurry?

Our **Special Package Offers** are designed to save you time and money. We've put together the most popular building options and reduced the price, and you still qualify for any price promotions and discounts!



### Maintenance Free package:

✓ Included

### Premium Options package:

- ✓ White fully retractable Georgian up and over door with 4-point locking
- ✓ White 3' (0.91m) wide Georgian personnel door with 3-point locking
- ✓ Brick front posts – choice of 4 colours
- ✓ White 4' (1.22m) PVCu opening window
- ✓ Sand and cement fillet
- ✓ Timber weather bar

Save up to **£787**

## Building width

SPO ▶	8'6" (2.49m)		9'6" (2.89m)		10'6" (3.20m)		12'6" (3.81m)		14'6" (4.41m)		16'6" (5.02m)		18'6" (5.63m)		20'6" (6.24m)	
	MF	PO	MF	PO	MF	PO	MF	PO	MF	PO	MF	PO	MF	PO	MF	PO
	Included	1396	Included	1539	Included	1613	Included	1836	Included	2362	Included	1746	Included	2031	Included	2240

MF = Maintenance Free Package PO = Premium Options Package

**Supplied as standard:**

**Wall finish:** Thicker concrete steel reinforced panels with spar finish.

**Front posts:** Spar.

**Main door:** Hörmann pre-framed, fully retractable, white powder coated galvanised steel, horizontal ribbed up and over door.

**Roof:** Metrotile front elevation with a choice of 6 colours. Metrotile granular galvanised steel pan tile profile roof tiles, in a choice of six colours. One piece corrugated galvanised steel roof sheets, with Grafo therm anti-condensation treatment. C section galvanised steel rafters.

**Fascias and vergesboards:** White PVCu clad Fascia, vergeboard and rearboard.

**Windows:** 4' (1.22m) White PVCu fixed factory preservative treated.  
**Gutters:** White PVCu gutters and downpipe to both front and rear elevations.

# Pent Mansard

## Step 2

### Style

Bespoke Options

- Choose any of the Bespoke Options to personalise your building.

- Find your width in the table and add any of the options in that column.

- You will see page number references against those option groups that have more choices, turn to those pages to select from these.

SPOs	Building width							
	8'6"	9'6"	10'6"	12'6"	14'6"	16'6"	18'6"	20'6"
P0	7'	8'	10'	9'	10'	12'6"	14'6"	16'6"
<i>Main door width</i> ▶								
Main Door (see also page 18 & 19 for more options)								
— Included as standard —								
Horizontal ribbed								
Vertical (white/brown)	48	48	48	48	48	96	96	96
Georgian (white/brown)	✓ 138	270	270	270	270	540	540	540
Add 4-point locking	✓ 84	84	84	84	84	168	168	168
Add Decograin (Golden Oak/Rosewood)	198	198	198	198	198	396	396	396
Sectional	479	499	499	499	499	958	998	998
Side hung timber	114	114	114	114	114	228	228	228
Electric remote control (U&O)	774	774	774	774	774	1548	1548	1548

### Fascia and Vergeboard

SPOs	Building width							
	8'6"	9'6"	10'6"	12'6"	14'6"	16'6"	18'6"	20'6"
PVCu (White)	171	171	171	171	171	201	201	201
PVCu Decograin (Golden Oak/Rosewood)	171	171	171	171	171	201	201	201

P0 = Premium Options Package

SPOs	Building width								
	8'6"	9'6"	10'6"	12'6"	14'6"	16'6"	18'6"	20'6"	
P0	7'	8'	10'	9'	10'	12'6"	14'6"	16'6"	
<i>Main door width</i> ▶									
Personnel Door (all O/A frame. See page 20 for more options)									
Standard Timber	3'	156	156	156	156	156	156	156	
Deluxe Timber	4'	260	260	260	260	260	260	260	
Galvanised steel white vertical	3'	275	275	275	275	275	275	275	
Galvanised steel white Georgian	3'	379	379	379	379	379	379	379	
3 point locking (to steel personnel doors)	4'	649	649	649	649	649	649	649	
Add Decograin (Golden Oak/Rosewood) to white vertical/Georgian 3' price	3'	835	835	835	835	835	835	835	
PVCu Half Glazed (white)	3'	89	89	89	89	89	89	89	
PVCu Half Glazed Decograin (Golden Oak/Rosewood)	3'	550	550	550	550	550	550	550	
Windows (4' (1.22m) white PVCu fixed window included)	3'	707	707	707	707	707	707	707	
Timber fixed	3'6"	759	759	759	759	759	759	759	
PVCu fixed (white)	3'	949	949	949	949	949	949	949	
PVCu opening (white)	3'	1001	1001	1001	1001	1001	1001	1001	
PVCu opening (white)	4'	67	67	67	67	67	67	67	
PVCu fixed Decograin (Golden Oak/Rosewood)	2'	89	89	89	89	89	89	89	
PVCu opening Decograin (Golden Oak/Rosewood)	4'	192	192	192	192	192	192	192	
PVCu opening Decograin (Golden Oak/Rosewood)	4'	243	243	243	243	243	243	243	
Others	2'	251	251	251	251	251	251	251	
Timber weather bar	4'	291	291	291	291	291	291	291	
Lining clips (pack of 12)	2'	259	259	259	259	259	259	259	
Sand & cement fillet	4'	313	313	313	313	313	313	313	
RealBrick front posts	2'	327	327	327	327	327	327	327	
Partition wall (adds 3" (75mm) to length)	4'	379	379	379	379	379	379	379	
Shelf Stack (2'4" or 6')		48	48	48	48	48	48	48	
		25	25	25	25	25	25	25	
		104	104	104	104	104	104	104	
		211	211	211	211	211	211	211	
		242	271	299	356	413	470	527	
		116 / 135 / 154						316	584

# Apex

You've chosen the shape of your building. What's next?



## Step 1

### Size and finish

- First of all, choose the **length** and **width** of your building from the table below. For longer buildings, add in the 2' increment price. (For example, a 28'3" building would be the 24'3" price plus 2 x 2' increment prices: 2 x 2' = 4' then 24'3" + 4' = 28'3").

- Then choose the **wall finish** you want:



Spar  Brick/Stone effect  Textured

This will give you your **standard building price**.

- For **side gutters**, add the figure from the end column.
- For **additional height**, add the following to the basic spar building price: 7' +15%, 7'6" +25%.
- For a **Lean-to**, add 10% to basic Spar building price.\*

Door width ▶	Building width										Gutters																								
	8'6" (2.49m)	9'6" (2.89m)	10'6" (3.20m)	12'6" (3.81m)	14'6" (4.41m)	16'6" (5.02m)	18'6" (5.63m)	20'6" (6.24m)	22'6" (6.85m)	24'6" (7.46m)	26'6" (8.07m)	1 side	2 sides																						
14'3" (4.34m)	2328	4086	4589	2648	4451	4967	2786	4681	5222	3304	5382	5976	4588	6757	7377	4355	6524	7143	4961	7222	7868	5384	7828	8526	6018	8552	9276	6291	9008	9784	7841	10649	11452	100	199
16'3" (4.95m)	2401	4342	4897	2793	4780	5348	2964	5042	5636	3474	5734	6380	4783	7135	7806	4671	7024	7695	5228	7671	8369	5634	8260	9010	6302	9018	9795	6588	9489	10317	8162	11153	12008	114	227
18'3" (5.56m)	2601	4724	5331	2950	5119	5739	3121	5382	6028	3671	6114	6813	4986	7521	8245	4985	7519	8243	5532	8158	8908	5943	8751	9554	6624	9525	10353	6925	10088	10889	8529	11703	12610	128	255
20'3" (6.17m)	2749	5056	5715	3105	5458	6129	3320	5763	6462	3877	6503	7253	5192	7909	8685	5239	7956	8732	5858	8667	9469	6192	9183	10038	6892	9975	10856	7206	10472	11404	8833	12190	13149	142	283
22'3" (6.78m)	3010	5499	6210	3326	5861	6585	3536	6163	6913	4049	6858	7660	5395	8296	9124	5604	8504	9332	6128	9118	9974	6469	9643	10550	7206	10472	11404	7534	10982	11967	9189	12729	13740	156	311
24'3" (7.39m)	3248	5920	6683	3489	6206	6983	3709	6517	7320	4198	7189	8044	5563	8646	9526	5930	9013	9893	6392	9567	10474	6736	10092	11052	7440	10888	11873	7946	11576	12614	9454	13176	14239	170	339
+ 2'	154	336	387	179	362	414	182	364	417	223	406	458	270	453	505	299	483	534	229	411	464	359	542	594	321	504	556	345	528	580	364	546	599	14	28

▶ Add for each additional 2' (0.61m) increment ▶

## In a hurry? Our Special Package Offers are designed

to save you time and money. We've put together the most popular building options and reduced the price; and you still qualify for any price promotions and discounts!

### Maintenance Free package:

- ✓ White fully retractable vertically ribbed up and over door with 4 point locking
- ✓ White PVCu 4' (1.22m) fixed window
- ✓ White PVCu fascia, verge and back board
- ✓ White PVCu gutters to both sides
- ✓ White 3' (0.91m) vertically ribbed personnel door
- ✓ Sand and cement fillet
- ✓ Timber weather bar

Save up to **£572**

### Premium Options package:

- ✓ White fully retractable Georgian up and over door with 4 point locking
- ✓ White 3' (0.91m) wide Georgian personnel door with 3 point locking
- ✓ Coloured roof sheets, choice of 8 colours
- ✓ White 4' (1.22m) PVCu opening window
- ✓ White PVCu fascia front and rear, with vergeboard
- ✓ RealBrick front posts - choice of 4 colours
- ✓ White PVCu gutters to both sides
- ✓ Sand and cement fillet
- ✓ Timber weather bar

Save up to **£1733**

## Building width

SPO ▶	Building length										Building width		24'6" (7.46m)		26'6" (8.07m)																					
	8'6" (2.49m)	9'6" (2.89m)	10'6" (3.20m)	12'6" (3.81m)	14'6" (4.41m)	16'6" (5.02m)	18'6" (5.63m)	20'6" (6.24m)	22'6" (6.85m)	24'6" (7.46m)	26'6" (8.07m)	MF	PO	MF	PO	MF	PO																			
14'3" (4.34m)	1364	2066	1411	2228	1411	2322	1464	2585	2138	3229	1752	2736	1846	3061	1846	3310	1951	3607	1951	3607	1951	3607	1951	3607	1951	3607	1951	3607	1951	3607	1951	3607	1951	3607	1951	3607
16'3" (4.95m)	1388	2110	1435	2275	1435	2372	1487	2640	2161	3290	1776	2803	1869	3133	1869	3388	1975	3690	1975	3690	1975	3690	1975	3690	1975	3690	1975	3690	1975	3690	1975	3690	1975	3690	1975	3690
18'3" (5.56m)	1412	2155	1458	2323	1458	2422	1511	2696	2185	3352	1800	2870	1893	3206	1893	3466	1999	3774	1999	3774	1999	3774	1999	3774	1999	3774	1999	3774	1999	3774	1999	3774	1999	3774	1999	3774
20'3" (6.17m)	1435	2200	1482	2370	1482	2473	1535	2752	2209	3413	1824	2937	1917	3278	1917	3544	2022	3858	2022	3858	2022	3858	2022	3858	2022	3858	2022	3858	2022	3858	2022	3858	2022	3858	2022	3858
22'3" (6.78m)	1459	2244	1506	2418	1506	2523	1559	2808	2233	3475	1847	3004	1941	3351	1941	3622	2046	3941	2046	3941	2046	3941	2046	3941	2046	3941	2046	3941	2046	3941	2046	3941	2046	3941	2046	3941
24'3" (7.39m)	1483	2289	1530	2465	1530	2573	1582	2864	2257	3536	1871	3071	1965	3423	1965	3700	2070	4025	2070	4025	2070	4025	2070	4025	2070	4025	2070	4025	2070	4025	2070	4025	2070	4025	2070	4025
+ 2' (0.61m)	24	45	24	47	24	50	24	56	24	61	24	67	24	73	24	78	24	84	24	89	24	89	24	89	24	89	24	89	24	89	24	89	24	89	24	89

▶ Add for each additional 2' (0.61m) increment ▶

MF = Maintenance Free Package PO = Premium Options Package

\* Talk to your agent about completing the questionnaire prior to order.



**Supplied as standard:**

**Wall finish:** Thicker concrete steel reinforced panels with spar finish.

**Front posts:** Spar.

**Main door:** Pre-framed, fully retractable, white powder coated galvanised steel, horizontal ribbed up and over door.

**Roof:** 12.5° pitch roof with fibre cement roof sheets, eaves filler.

**Fascias and vergeboards:** Factory treated timber fascia and vergeboards.  
**Window:** 4' (1.22m) timber fixed factory preservative treated.

# Apex

## Step 2

### Style

Bespoke Options

- Choose any of the Bespoke Options to personalise your building.
- Find your width in the table and add any of the options in that column.
- You will see page number references against those option groups that have more choices, turn to those pages to select from these.

	SPOs		Building width										
	MF	PO	7'	8'	9'	10'	14'6"	16'6"		18'6"	20'6"	22'6"	24'6"
Main door width ▶													
Main Door (see also page 18 & 19 for more options)													
Horizontal ribbed — Included as standard —													
Vertical (white/brown)	✓		59	114	114	176	969	118	228	228	352	352	1938
Georgian (white/brown)	✓		179	369	369	404	1200	358	738	738	808	808	2400
Add 4-point locking	✓		104	104	104	104	—	208	208	208	208	208	—
Add Decograin (Golden Oak/Rosewood)			248	248	248	248	248	497	497	497	497	497	497
Rollershutter			n/a	n/a	n/a	n/a	n/a	n/a	n/a	n/a	n/a	n/a	n/a
Sectional			859	859	859	979	1059	1718	1718	1718	1958	1958	2118
Side hung timber			141	160	160	n/a	n/a	282	320	320	n/a	n/a	n/a
Electric remote control (UGO)			959	959	959	959	959	1917	1917	1917	1917	1917	1917
<b>Roof</b> (Coloured roof sheets. Choose from Spanish Red, Charcoal, Blue, Olive Green, Black, Brown or Terracotta. Includes eaves filler)			225	252	278	331	384	437	490	543	596	649	702
14'3"	✓		257	287	317	377	438	498	559	619	679	740	800
16'3"	✓		288	322	356	424	492	559	627	695	763	831	899
18'3"	✓		320	357	395	470	546	621	696	771	846	922	997
20'3"	✓		351	393	434	517	599	682	765	847	930	1013	1095
22'3"	✓		383	428	473	563	653	743	833	924	1014	1104	1194
24'3"	✓		32	35	39	46	54	61	69	76	84	91	98
Add for each additional 2' (0.61m) increment ▶													
<b>Fascia and Vergeboard</b> (supplied with timber as standard)													
PVCu (White)	✓		468	468	468	468	468	684	684	684	684	684	684
PVCu Decograin (Golden Oak/Rosewood)			639	639	639	639	884	884	884	884	884	884	884

MF = Maintenance Free Package PO = Premium Options Package

	SPOs		Building width										
	MF	PO	7'	8'	9'	10'	14'6"	16'6"		18'6"	20'6"	22'6"	24'6"
Main door width ▶													
Personnel Door (all O/A frame. See page 20 for more options)													
Standard Timber			156	156	156	156	156	156	156	156	156	156	156
Deluxe Timber			260	260	260	260	260	260	260	260	260	260	260
Galvanised steel white vertical	✓		275	275	275	275	275	275	275	275	275	275	275
Galvanised steel white Georgian	✓		379	379	379	379	379	379	379	379	379	379	379
3-point locking (to steel personnel doors)	✓		649	649	649	649	649	649	649	649	649	649	649
Add Decograin (Golden Oak/Rosewood) to white vertical/Georgian 3' price			835	835	835	835	835	835	835	835	835	835	835
PVCu Half Glazed (white)			89	89	89	89	89	89	89	89	89	89	89
PVCu Half Glazed Decograin (Golden Oak/Rosewood)			550	550	550	550	550	550	550	550	550	550	550
Windows (4' (1.22m) fixed timber window included as standard)			707	707	707	707	707	707	707	707	707	707	707
Timber fixed			759	759	759	759	759	759	759	759	759	759	759
PVCu fixed (white)	✓		949	949	949	949	949	949	949	949	949	949	949
PVCu opening (white)	✓		1001	1001	1001	1001	1001	1001	1001	1001	1001	1001	1001
PVCu fixed Decograin (Golden Oak/Rosewood)			67	67	67	67	67	67	67	67	67	67	
PVCu opening Decograin (Golden Oak/Rosewood)			89	89	89	89	89	89	89	89	89	89	
Others			192	192	192	192	192	192	192	192	192	192	
Timber weather bar	✓		243	243	243	243	243	243	243	243	243	243	
Lining clips (pack of 12)	✓		251	251	251	251	251	251	251	251	251	251	
Sand & cement fillet	✓		291	291	291	291	291	291	291	291	291	291	
RealBrick front posts	✓		259	259	259	259	259	259	259	259	259	259	
Partition wall (adds 3" (75mm) to length)	✓		313	313	313	313	313	313	313	313	313	313	
Translucent roof sheet (each)			327	327	327	327	327	327	327	327	327	327	
Shelf Stack (2' 4" or 6')			379	379	379	379	379	379	379	379	379	379	
116 / 135 / 154													



**Supplied as standard:**  
**Wall finish:** Thicker concrete steel reinforced panels with spar finish.  
**Front posts:** Spar.

**Main door:** Pre-framed, fully retractable, white powder coated galvanised steel, horizontal ribbed up and over door.  
**Roof:** 15° pitch roof with fibre cement roof sheets in terracotta, eaves filler.

**Fascias and vergeboards:** Factory treated timber fascia and vergeboards.  
**Window:** 4' (1.22m) timber fixed factory preservative treated.

# Apex 15

## Step 2

### Style

Bespoke Options

- Choose any of the Bespoke Options to personalise your building.
- Find your width in the table and add any of the options in that column.
- You will see page number references against those option groups that have more choices, turn to those pages to select from these.

	SPOs	Building width											
		MF	PO	8'	9'	10'	14'6"	16'6"	18'6"	20'6"	22'6"	24'6"	26'6"
Main door width ▶													
Main Door (see also page 18 & 19 for more options)													
Horizontal ribbed — Included as standard —													
Vertical (white/brown)	✓	59	114	114	176	969	118	228	352	352	1938		
Georgian (white/brown)	✓	179	369	369	404	1200	358	738	808	808	2400		
Add 4-point locking	✓	104	104	104	104	—	208	208	208	208	—		
Add Decograin (Golden Oak/Rosewood)		248	248	248	248	248	497	497	497	497	497		
Rollershutter		—	—	—	—	—	—	—	—	—	—		
Sectional		859	859	859	979	1059	1718	1718	1958	1958	2118		
Side hung timber		141	160	160	n/a	n/a	282	320	320	n/a	n/a		
Electric remote control (U&O)		959	959	959	959	959	1917	1917	1917	1917	1917		
<b>Roof</b>													
A 15° bold roll tile effect roof (terracotta). Includes eaves filler.													
<b>Fascia and Vergeboard</b> (supplied with timber as standard)													
PVCu (White)	✓	468	468	468	468	468	684	684	684	684	684	684	684
PVCu Decograin (Golden Oak/Rosewood)		639	639	639	639	639	884	884	884	884	884	884	884

MF = Maintenance Free Package PO = Premium Options Package

	SPOs	Building width											
		MF	PO	8'	9'	10'	14'6"	16'6"	18'6"	20'6"	22'6"	24'6"	26'6"
Main door width ▶													
Personnel Door (all O/A frame)													
Standard Timber		156	156	156	156	156	156	156	156	156	156	156	156
Deluxe Timber		260	260	260	260	260	260	260	260	260	260	260	260
Galvanised steel white vertical	✓	275	275	275	275	275	275	275	275	275	275	275	275
Galvanised steel white Georgian	✓	379	379	379	379	379	379	379	379	379	379	379	379
3 point locking (to steel personnel doors)	✓	649	649	649	649	649	649	649	649	649	649	649	649
Add Decograin (Golden Oak/Rosewood) to white vertical/Georgian 3' price		835	835	835	835	835	835	835	835	835	835	835	835
PVCu Half Glazed (white)		89	89	89	89	89	89	89	89	89	89	89	89
PVCu Half Glazed Decograin (Golden Oak/Rosewood)		550	550	550	550	550	550	550	550	550	550	550	550
Timber fixed		707	707	707	707	707	707	707	707	707	707	707	707
PVCu fixed (white)	✓	759	759	759	759	759	759	759	759	759	759	759	759
PVCu opening (white)	✓	949	949	949	949	949	949	949	949	949	949	949	949
PVCu fixed Decograin (Golden Oak/Rosewood)		1001	1001	1001	1001	1001	1001	1001	1001	1001	1001	1001	1001
<b>Windows</b> (4' (1.22m) fixed timber window included as standard)													
Timber fixed		67	67	67	67	67	67	67	67	67	67	67	67
PVCu fixed (white)	✓	89	89	89	89	89	89	89	89	89	89	89	89
PVCu opening (white)	✓	192	192	192	192	192	192	192	192	192	192	192	192
PVCu fixed Decograin (Golden Oak/Rosewood)		243	243	243	243	243	243	243	243	243	243	243	243
PVCu opening Decograin (Golden Oak/Rosewood)		251	251	251	251	251	251	251	251	251	251	251	251
Timber weather bar Lining clips (pack of 12) Sand & cement fillet Realbrick front posts Partition wall (adds 3" (75mm) to length) Shelf Stack (2' 4" or 6')	✓	291	291	291	291	291	291	291	291	291	291	291	291
		259	259	259	259	259	259	259	259	259	259	259	259
		313	313	313	313	313	313	313	313	313	313	313	313
		327	327	327	327	327	327	327	327	327	327	327	327
		379	379	379	379	379	379	379	379	379	379	379	379
		48	48	48	48	48	48	48	48	48	48	48	48
		25	25	25	25	25	25	25	25	25	25	25	25
		104	104	104	104	104	104	104	104	104	104	104	104
		211	211	211	211	211	211	211	211	211	211	211	211
		242	242	242	242	242	242	242	242	242	242	242	242
		116	116	116	116	116	116	116	116	116	116	116	116

# Apex 20

You've chosen the shape of your building. What's next?



## Step 1

### Size and finish

- First of all, choose the **length** and **width** of your building from the table below. For longer buildings, add in the 2' increment price. (For example, a 28'3" building would be the 24'3" price plus 2 x 2' increment prices: 2 x 2' = 4' then 24'3" + 4' = 28'3").

- Then choose the **wall finish** you want:

Spar  Brick/Stone effect  Textured

This will give you your **standard building price**.

- For **side gutters**, add the figure from the end column.
- For **additional height**, add the following to the basic spar building price: 7' +15%, 7'6" +25%.
- For a **Lean-to**, add 10% to basic Spar building price.\*

Door width ▶	Building width										Gutters																								
	8'6" (2.49m)	9'6" (2.89m)	10'6" (3.20m)	12'6" (3.81m)	14'6" (4.41m)	16'6" (5.02m)	18'6" (5.63m)	20'6" (6.24m)	22'6" (6.85m)	24'6" (7.46m)	26'6" (8.07m)	1 side	2 sides																						
14'3" (4.34m)	3727	5485	5987	4211	6014	6531	4513	6409	6950	5361	7439	8033	6974	9143	9763	7070	9239	9858	8006	10266	10912	8758	11201	11899	9720	12255	12979	10322	13039	13816	12202	15010	15813	100	199
16'3" (4.95m)	3997	5937	6492	4576	6563	7131	4935	7012	7606	5819	8080	8726	7504	9856	10527	7768	10120	10791	8699	11142	11841	9481	12107	12857	10524	13241	14017	10435	13336	14164	13135	16126	16981	114	227
18'3" (5.56m)	4392	6516	7123	4952	7121	7741	5334	7595	8240	6306	8749	9447	8042	10577	11301	8462	10997	11721	9431	12057	12807	10263	13071	13874	11366	14267	15095	11246	14328	15209	14114	17288	18195	128	255
20'3" (6.17m)	4737	7043	7703	5327	7679	8350	5775	8218	8917	6800	9426	10176	8582	11299	12076	9097	11814	12591	10184	12993	13795	10986	13976	14832	12154	15236	16117	12000	15266	16198	15030	18386	19346	142	283
22'3" (6.78m)	5194	7683	8394	5767	8302	9026	6234	8861	9611	7261	10069	10872	9121	12021	12849	9843	12744	13572	10881	13872	14727	11736	14911	15818	12987	16253	17185	12801	16249	17234	15998	19538	20549	156	311
24'3" (7.39m)	5628	8300	9064	6150	8867	9643	6649	9458	10261	7698	10689	11545	9624	12706	13587	10551	13633	14514	11573	14747	15654	12476	15833	16793	13740	17188	18173	13687	17317	18355	16875	20597	21660	170	339
+ 2'	350	532	584	398	581	633	424	607	659	511	695	746	605	788	839	680	864	915	656	838	891	832	1016	1067	841	1023	1076	818	1002	1053	976	1158	1211	14	28

▶ Add for each additional 2' (0.61m) increment ▶

## In a hurry? Our Special Package Offers are designed

to save you time and money. We've put together the most popular building options and reduced the price; and you still qualify for any price promotions and discounts!



### Maintenance Free package:

- White fully retractable vertically ribbed up and over door with 4 point locking
- White PVCu 4' (1.22m) fixed window
- White PVCu fascia, verge and back board
- White PVCu gutters to both sides
- White 3' (0.91m) vertically ribbed personnel door
- Sand and cement fillet
- Timber weather bar

Save up to **£572**

### Premium Options package:

- White fully retractable Georgian up and over door with 4 point locking
- White 3' (0.91m) wide Georgian personnel door with 3 point locking
- White 4' (1.22m) PVCu opening window
- White PVCu fascia front and rear, with verge board
- RealBrick front posts – choice of 4 colours
- White PVCu gutters to both sides
- Sand and cement fillet
- Timber weather bar

Save up to **£1434**

## Building width

SPO ▶	Building width										Gutters																	
	8'6" (2.49m)	9'6" (2.89m)	10'6" (3.20m)	12'6" (3.81m)	14'6" (4.41m)	16'6" (5.02m)	18'6" (5.63m)	20'6" (6.24m)	22'6" (6.85m)	24'6" (7.46m)	26'6" (8.07m)	MF	PO															
14'3" (4.34m)	1364	1897	1411	2039	1411	2113	1464	2336	2138	2941	1752	2408	1846	2693	1846	2903	1869	2714	1869	2924	1975	3181	1951	3160	1951	3160	3299	4354
16'3" (4.95m)	1388	1918	1435	2060	1435	2134	1487	2357	2161	2962	1776	2429	1869	2714	1869	2924	1975	3181	1869	2924	1999	3202	1999	3202	1999	3202	3347	4396
18'3" (5.56m)	1412	1939	1458	2081	1458	2155	1511	2378	2185	2983	1800	2450	1893	2735	1893	2945	1999	3202	1893	2945	1999	3202	1999	3202	1999	3202	3371	4417
20'3" (6.17m)	1435	1960	1482	2102	1482	2176	1535	2399	2209	3004	1824	2471	1917	2756	1917	2966	2022	3223	1917	2966	2022	3223	2022	3223	2022	3223	3371	4417
22'3" (6.78m)	1459	1981	1506	2123	1506	2197	1559	2420	2233	3025	1847	2492	1941	2777	1941	2987	2046	3244	1941	2987	2046	3244	2046	3244	2046	3244	3394	4438
24'3" (7.39m)	1483	2002	1530	2144	1530	2218	1582	2441	2257	3046	1871	2513	1965	2798	1965	3008	2070	3265	1965	3008	2070	3265	2070	3265	2070	3265	3418	4459

▶ Add for each additional 2' (0.61m) increment ▶

MF = Maintenance Free Package

PO = Premium Options Package

▶ Add for each additional 2' (0.61m) increment ▶

\* Talk to your agent about completing the questionnaire prior to order.

**Supplied as standard:**  
**Wall finish:** Thicker concrete steel reinforced panels with spar finish.  
**Front posts:** Spar.

**Main door:** Pre-framed, fully retractable, white powder coated galvanised steel, horizontal ribbed up and over door.  
**Roof:** A traditionally constructed 20° pitch lined roof with Metrotile Galvanised steel roof tiles in a choice of 6 colours.

**Fascias and vergeboards:** Factory treated timber fascia and vergeboards.  
**Window:** 4' (1.22m) timber fixed factory preservative treated.

# Apex 20

## Step 2

### Style

Bespoke Options

- Choose any of the Bespoke Options to personalise your building.
- Find your width in the table and add any of the options in that column.
- You will see page number references against those option groups that have more choices, turn to those pages to select from these.

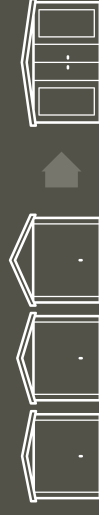
	SPOs	Building width											
		MF PO	8'6"	9'6"	10'6"	12'6"	14'6"	16'6"	18'6"	20'6"	22'6"	24'6"	26'6"
Main door width ▶													
Main Door (see also page 18 & 19 for more options)													
Horizontal ribbed — Included as standard —													
Vertical (white/brown)	✓		59	114	114	176	969	118	228	352	352	1938	
Georgian (white/brown)	✓		179	369	369	404	1200	358	738	808	808	2400	
Add 4-point locking	✓		104	104	104	104	—	208	208	208	208	—	
Add Decograin (Golden Oak/Rosewood)			248	248	248	248	248	497	497	497	497	497	
Rollershutter			n/a	n/a	n/a	n/a	n/a	n/a	n/a	n/a	n/a	n/a	
Sectional			859	859	859	979	1059	1718	1718	1958	1958	2118	
Side hung timber			141	160	160	n/a	n/a	282	320	320	n/a	n/a	
Electric remote control (U&O)			959	959	959	959	959	1917	1917	1917	1917	1917	
<b>Roof</b>			Metrotile roof fitted as standard, choose from either Red, Charcoal, Brindle, Green, Terracotta or Bronze.										
<b>Fascia and Vergeboard</b> (supplied with timber as standard)													
PVCu (White)	✓		468	468	468	468	468	684	684	684	684	684	684
PVCu Decograin (Golden Oak/Rosewood)			639	639	639	639	639	884	884	884	884	884	884

MF = Maintenance Free Package PO = Premium Options Package

	SPOs	Building width											
		MF PO	8'6"	9'6"	10'6"	12'6"	14'6"	16'6"	18'6"	20'6"	22'6"	24'6"	26'6"
Main door width ▶													
Personnel Door (all O/A frame. See page 20 for more options)													
Standard Timber			156	156	156	156	156	156	156	156	156	156	156
Deluxe Timber			275	275	275	275	275	275	275	275	275	275	275
Galvanised steel white vertical	✓		379	379	379	379	379	379	379	379	379	379	379
Galvanised steel white Georgian	✓		649	649	649	649	649	649	649	649	649	649	649
3 point locking (to steel personnel doors)	✓		835	835	835	835	835	835	835	835	835	835	835
Add Decograin (Golden Oak/Rosewood) to white vertical/Georgian 3' price			89	89	89	89	89	89	89	89	89	89	89
PVCu Half Glazed (white)			550	550	550	550	550	550	550	550	550	550	550
PVCu Half Glazed Decograin (Golden Oak/Rosewood)			707	707	707	707	707	707	707	707	707	707	707
Windows (4' (1.22m) fixed timber window included as standard)			759	759	759	759	759	759	759	759	759	759	759
Timber fixed			949	949	949	949	949	949	949	949	949	949	949
PVCu fixed (white)	✓		1001	1001	1001	1001	1001	1001	1001	1001	1001	1001	1001
PVCu opening (white)	✓		67	67	67	67	67	67	67	67	67	67	67
PVCu fixed Decograin (Golden Oak/Rosewood)			89	89	89	89	89	89	89	89	89	89	89
PVCu opening Decograin (Golden Oak/Rosewood)			192	192	192	192	192	192	192	192	192	192	192
Others			243	243	243	243	243	243	243	243	243	243	243
Timber weather bar	✓		251	251	251	251	251	251	251	251	251	251	251
Lining clips (pack of 12)	✓		291	291	291	291	291	291	291	291	291	291	291
Sand & cement fillet	✓		259	259	259	259	259	259	259	259	259	259	259
RealBrick front posts	✓		313	313	313	313	313	313	313	313	313	313	313
Partition wall (adds 3" (75mm) to length)	✓		327	327	327	327	327	327	327	327	327	327	327
Shelf Stack (2' 4" or 6')	✓		379	379	379	379	379	379	379	379	379	379	379
			48	48	48	48	48	48	48	48	48	48	48
			25	25	25	25	25	25	25	25	25	25	25
			104	104	104	104	104	104	104	104	104	104	104
			211	211	211	211	211	211	211	211	211	211	211
			242	242	242	242	242	242	242	242	242	242	242
			116 / 135 / 154										

# Garden Rooms

Any Apex building can be built as a Garden Room.



## Step 1

### Size and finish

- Choose your building's **length** and **width**, then the **wall finish**:

Spar  Brick/Stone effect  Textured

- For **additional height**, add the following to the basic spar building price: 7' +15%, 7'6" +25%

## Step 2

### Style

Bespoke Options

- Choose any of the Bespoke Options to personalise your building.
- Find your width in the table and add any of the options in that column.
- You will see page number references against those option groups that have more choices, turn to those pages to select from these.

Apex	Building width (includes coloured roof sheets, Spanish Red as standard)														
	8' (2.43m)	9' (2.74m)	10' (3.04m)	11' (3.34m)	12' (3.65m)										
8'	4479	5803	6181	4625	6041	6445	4844	6352	6781	4917	6516	6972	4990	6680	7162
10'	4539	6047	6477	4805	6404	6860	5027	6717	7199	5117	6898	7407	5207	7079	7615
12'	4600	6290	6773	4997	6778	7287	4744	6616	7151	5370	7334	7895	5503	7559	8145
14'	4661	6533	7068	5447	7411	7972	5702	7757	8344	5856	8003	8616	6011	8248	8888

Apex 15	Building width (Includes Bold Roll tile effect roof – Terracotta)														
	8' (2.43m)	9' (2.74m)	10' (3.04m)	11' (3.34m)	12' (3.65m)										
8'	4980	6304	6682	5189	6605	7009	5470	6978	7408	5606	7205	7661	5741	7431	7914
10'	5166	6673	7103	5510	7108	7564	5810	7500	7982	5978	7759	8268	6147	8019	8554
12'	5352	7042	7524	5843	7624	8133	5683	7555	8090	6403	8367	8928	6631	8686	9273
14'	5538	7410	7945	6433	8397	8958	6798	8853	9440	7062	9209	9822	7326	9564	10203

Apex 20	Building width (Metrotile roof. Choose from: Red, Charcoal, Brindle, Green, Terracotta and Bronze.)														
	8' (2.43m)	9' (2.74m)	10' (3.04m)	11' (3.34m)	12' (3.65m)										
8'	5218	6542	6920	5456	6872	7276	5768	7275	7705	5933	7532	7988	6098	7788	8271
10'	5463	6971	7401	5844	7443	7899	6182	7872	8354	6387	8168	8677	6593	8465	9000
12'	5709	7399	7881	6245	8025	8534	6129	8001	8537	6894	8858	9419	7166	9222	9808
14'	5954	7826	8362	6902	8866	9427	7319	9374	9961	7635	9781	10394	7951	10188	10828

	Building width				
	8'	9'	10'	11'	
<b>Main Door</b> (White PVCu. See page 21 for other sizes)					12'
<b>Full height (no midrail)</b> Glazed 4' (1.22m)	1242	1242	1242	1242	1242
Panelled 4' (1.22m)	1346	1346	1346	1346	1346
<b>Full height (midrail)</b> Glazed 4' (1.22m)	1311	1311	1311	1311	1311
Undermidrail panelled 4' (1.22m)	1277	1277	1277	1277	1277
<b>Main Door</b> (Decograin PVCu, Golden Oak or Rosewood)					
<b>Full height (no midrail)</b> Full height glazed 4' (1.22m)	1743	1743	1743	1743	1743
Full height Panelled 4' (1.22m)	2071	2071	2071	2071	2071
<b>Full height (midrail)</b> Full height glazed 4' (1.22m)	1795	1795	1795	1795	1795
Full height undermidrail panelled 4' (1.22m)	2140	2140	2140	2140	2140
Full height panelled 4' (1.22m)	2502	2502	2502	2502	2502
<b>Personnel Door</b> (all O/A frame) see page 20 for more options					
PVCu Half Glazed White 3'	707	707	707	707	707
PVCu Half Glazed White 3'6"	759	759	759	759	759
PVCu Half Glazed Decograin 3'	949	949	949	949	949
PVCu Half Glazed Decograin 3'6"	1001	1001	1001	1001	1001

**Supplied as standard:**

**Main door:** White PVCu patio double door, two white PVCu full height glazed units.  
**Wall finish:** Thicker concrete steel reinforced panels with spar finish.  
**Roof:** Roof type depending on the shape chosen (see standard building range).  
**Front posts:** Spar.

**Fascias and vergeboards:** White PVCu fascia and vergeboards.  
**Gutters:** White PVCu gutters to both sides.  
**Window:** 4' (1.22m) White PVCu fixed window.

# Garden Rooms

	Building width				
	8'	9'	10'	11'	12'
<b>Fixed PVCu Panels (White)</b> For other PVCu frame options, see page 21.					
Full height Glazed 1' (0.30m)	Included × 2	173	173	173	173
Full height Glazed 1'6" (0.46m)	Included × 2	207	207	207	207
Full height Glazed 2' (0.61)	Included × 2	276	Included × 2	Included × 2	Included × 2
<b>Full height (midrail)</b>					
Glazed 1' (0.30m)	190	190	190	190	190
Glazed 1'6" (0.46)	207	207	207	207	207
Glazed 2' (0.61m)	259	259	259	259	259
Half Glazed 1' (0.30m)	173	173	173	173	173
Half Glazed 1'6" (0.46)	190	190	190	190	190
Half Glazed 2' (0.61m)	242	242	242	242	242
Fully Panelled 1' (0.30m)	173	173	173	173	173
Fully Panelled 1'6" (0.46)	190	190	190	190	190
Fully Panelled 2' (0.61m)	224	224	224	224	224
<b>Fixed PVCu Panels (Decograin PVCu, Golden Oak or Rosewood)</b>					
Full height Glazed 1' (0.30m)	190	190	190	190	190
Full height Glazed 1'6" (0.46m)	242	242	242	242	242
Full height Glazed 2' (0.61)	293	293	293	293	293
<b>Full height (midrail)</b>					
Glazed 1' (0.30m)	242	242	242	242	242
Glazed 1'6" (0.46)	259	259	259	259	259
Glazed 2' (0.61m)	311	311	311	311	311
Half Glazed 1' (0.30m)	414	414	414	414	414
Half Glazed 1'6" (0.46)	431	431	431	431	431
Half Glazed 2' (0.61m)	483	483	483	483	483
Fully Panelled 1' (0.30m)	587	587	587	587	587
Fully Panelled 1'6" (0.46)	638	638	638	638	638
Fully Panelled 2' (0.61m)	673	673	673	673	673

	Building width				
	8'	9'	10'	11'	12'
<b>Fascia and Vergeboard</b>					
PVCu (White)	171	171	171	171	171
PVCu (Decograin)	192	192	192	192	192
<b>Windows</b>					
PVCu fixed White 2'	243	243	243	243	243
PVCu fixed White 4'	251	251	251	251	251
PVCu Opening White 2'	291	291	291	291	291
PVCu Opening White 4'	259	259	259	259	259
PVCu fixed Decograin 2'	313	313	313	313	313
PVCu fixed Decograin 4'	327	327	327	327	327
PVCu Opening Decograin 2'	379	379	379	379	379
PVCu Opening Decograin 4'	379	379	379	379	379
<b>Others</b>					
Guttering (White) choose Brown or Black at no extra cost	25	25	25	25	25
Lining clips (pack of 12)	104	104	104	104	104
Sand Cement Fillet	228	256	285	313	342
Partition Wall (adds 3" (75mm) to external length)"	116 / 135 / 154				
Shelf Stack (2' 4" or 6')	116 / 135 / 154				



**In a hurry?**

This **Special Package Offers** is designed to save you time and money. We've put together the most popular building options and reduced the price, and you still qualify for any price promotions and discounts!



**Premium Options Decograin package:**

- ✓ PVCu fascias (Decograin)
- ✓ PVCu Main door (fully glazed, Decograin)
- ✓ PVCu Frames (fully glazed Decograin)
- ✓ Sand and cement fillet

Save up to **£194**

**Building width**

	Building width				
	8'	9'	10'	11'	12'
Premium Options Decograin package:	556	582	556	556	556

# Sheds and Workshops

Any of the five basic shapes can be built as a Shed or Workshop.



## Step 1

### Size and finish

The tables below correspond to the building shapes we can supply as a shed or workshop. Choose the **length** and **width** for your building from the appropriate table.

(For information about each building shape, refer to the Lidjet brochure).

Then choose the **wall finish** you want:

Spar  Brick/Stone effect  Textured

This will give you your **standard building price**.

If you need **additional height**, add the following to the basic spar building price:  
 7' (2.13m) +15% (Apex range only)  
 7'6" (2.29m) +25% (All)

Pent	Building width					
	4' (1.22m)	6' (1.82m)	8' (2.43m)	10' (3.04m)	12' (3.65m)	14' (4.26m)
<b>Building length</b>	4' 1166 1994 2164 2333 2502 2671 2840 3009 3178 3347 3516 3685 3854 4023 4192 4361 4530 4700 4869 5038 5207 5376 5545 5714 5883 6052 6221 6390 6560 6729 6898 7067 7236 7405 7574 7743 7912 8081 8250 8419 8588 8757 8926 9095 9264 9433 9602 9771 9940 10109 10278 10447 10616 10785 10954 11123 11292 11461 11630 11800 11969 12138 12307 12476 12645 12814 12983 13152 13321 13490 13659 13828 14000 14171 14342 14513 14684 14855 15026 15197 15368 15539 15710 15881 16052 16223 16394 16565 16736 16907 17078 17249 17420 17591 17762 17933 18104 18275 18446 18617 18788 18959 19130 19301 19472 19643 19814 19985 20156 20327 20498 20669 20840 21011 21182 21353 21524 21695 21866 22037 22208 22379 22550 22721 22892 23063 23234 23405 23576 23747 23918 24089 24260 24431 24602 24773 24944 25115 25286 25457 25628 25799 25970 26141 26312 26483 26654 26825 27000 27175 27350 27525 27700 27875 28050 28225 28400 28575 28750 28925 29100 29275 29450 29625 29800 30000 30200 30400 30600 30800 31000 31200 31400 31600 31800 32000 32200 32400 32600 32800 33000 33200 33400 33600 33800 34000 34200 34400 34600 34800 35000 35200 35400 35600 35800 36000 36200 36400 36600 36800 37000 37200 37400 37600 37800 38000 38200 38400 38600 38800 39000 39200 39400 39600 39800 40000 40200 40400 40600 40800 41000 41200 41400 41600 41800 42000 42200 42400 42600 42800 43000 43200 43400 43600 43800 44000 44200 44400 44600 44800 45000 45200 45400 45600 45800 46000 46200 46400 46600 46800 47000 47200 47400 47600 47800 48000 48200 48400 48600 48800 49000 49200 49400 49600 49800 50000 50200 50400 50600 50800 51000 51200 51400 51600 51800 52000 52200 52400 52600 52800 53000 53200 53400 53600 53800 54000 54200 54400 54600 54800 55000 55200 55400 55600 55800 56000 56200 56400 56600 56800 57000 57200 57400 57600 57800 58000 58200 58400 58600 58800 59000 59200 59400 59600 59800 60000 60200 60400 60600 60800 61000 61200 61400 61600 61800 62000 62200 62400 62600 62800 63000 63200 63400 63600 63800 64000 64200 64400 64600 64800 65000 65200 65400 65600 65800 66000 66200 66400 66600 66800 67000 67200 67400 67600 67800 68000 68200 68400 68600 68800 69000 69200 69400 69600 69800 70000 70200 70400 70600 70800 71000 71200 71400 71600 71800 72000 72200 72400 72600 72800 73000 73200 73400 73600 73800 74000 74200 74400 74600 74800 75000 75200 75400 75600 75800 76000 76200 76400 76600 76800 77000 77200 77400 77600 77800 78000 78200 78400 78600 78800 79000 79200 79400 79600 79800 80000 80200 80400 80600 80800 81000 81200 81400 81600 81800 82000 82200 82400 82600 82800 83000 83200 83400 83600 83800 84000 84200 84400 84600 84800 85000 85200 85400 85600 85800 86000 86200 86400 86600 86800 87000 87200 87400 87600 87800 88000 88200 88400 88600 88800 89000 89200 89400 89600 89800 90000 90200 90400 90600 90800 91000 91200 91400 91600 91800 92000 92200 92400 92600 92800 93000 93200 93400 93600 93800 94000 94200 94400 94600 94800 95000 95200 95400 95600 95800 96000 96200 96400 96600 96800 97000 97200 97400 97600 97800 98000 98200 98400 98600 98800 99000 99200 99400 99600 99800 100000 100200 100400 100600 100800 101000 101200 101400 101600 101800 102000 102200 102400 102600 102800 103000 103200 103400 103600 103800 104000 104200 104400 104600 104800 105000 105200 105400 105600 105800 106000 106200 106400 106600 106800 107000 107200 107400 107600 107800 108000 108200 108400 108600 108800 109000 109200 109400 109600 109800 110000 110200 110400 110600 110800 111000 111200 111400 111600 111800 112000 112200 112400 112600 112800 113000 113200 113400 113600 113800 114000 114200 114400 114600 114800 115000 115200 115400 115600 115800 116000 116200 116400 116600 116800 117000 117200 117400 117600 117800 118000 118200 118400 118600 118800 119000 119200 119400 119600 119800 120000 120200 120400 120600 120800 121000 121200 121400 121600 121800 122000 122200 122400 122600 122800 123000 123200 123400 123600 123800 124000 124200 124400 124600 124800 125000 125200 125400 125600 125800 126000 126200 126400 126600 126800 127000 127200 127400 127600 127800 128000 128200 128400 128600 128800 129000 129200 129400 129600 129800 130000 130200 130400 130600 130800 131000 131200 131400 131600 131800 132000 132200 132400 132600 132800 133000 133200 133400 133600 133800 134000 134200 134400 134600 134800 135000 135200 135400 135600 135800 136000 136200 136400 136600 136800 137000 137200 137400 137600 137800 138000 138200 138400 138600 138800 139000 139200 139400 139600 139800 140000 140200 140400 140600 140800 141000 141200 141400 141600 141800 142000 142200 142400 142600 142800 143000 143200 143400 143600 143800 144000 144200 144400 144600 144800 145000 145200 145400 145600 145800 146000 146200 146400 146600 146800 147000 147200 147400 147600 147800 148000 148200 148400 148600 148800 149000 149200 149400 149600 149800 150000 150200 150400 150600 150800 151000 151200 151400 151600 151800 152000 152200 152400 152600 152800 153000 153200 153400 153600 153800 154000 154200 154400 154600 154800 155000 155200 155400 155600 155800 156000 156200 156400 156600 156800 157000 157200 157400 157600 157800 158000 158200 158400 158600 158800 159000 159200 159400 159600 159800 160000 160200 160400 160600 160800 161000 161200 161400 161600 161800 162000 162200 162400 162600 162800 163000 163200 163400 163600 163800 164000 164200 164400 164600 164800 165000 165200 165400 165600 165800 166000 166200 166400 166600 166800 167000 167200 167400 167600 167800 168000 168200 168400 168600 168800 169000 169200 169400 169600 169800 170000 170200 170400 170600 170800 171000 171200 171400 171600 171800 172000 172200 172400 172600 172800 173000 173200 173400 173600 173800 174000 174200 174400 174600 174800 175000 175200 175400 175600 175800 176000 176200 176400 176600 176800 177000 177200 177400 177600 177800 178000 178200 178400 178600 178800 179000 179200 179400 179600 179800 180000 180200 180400 180600 180800 181000 181200 181400 181600 181800 182000 182200 182400 182600 182800 183000 183200 183400 183600 183800 184000 184200 184400 184600 184800 185000 185200 185400 185600 185800 186000 186200 186400 186600 186800 187000 187200 187400 187600 187800 188000 188200 188400 188600 188800 189000 189200 189400 189600 189800 190000 190200 190400 190600 190800 191000 191200 191400 191600 191800 192000 192200 192400 192600 192800 193000 193200 193400 193600 193800 194000 194200 194400 194600 194800 195000 195200 195400 195600 195800 196000 196200 196400 196600 196800 197000 197200 197400 197600 197800 198000 198200 198400 198600 198800 199000 199200 199400 199600 199800 200000 200200 200400 200600 200800 201000 201200 201400 201600 201800 202000 202200 202400 202600 202800 203000 203200 203400 203600 203800 204000 204200 204400 204600 204800 205000 205200 205400 205600 205800 206000 206200 206400 206600 206800 207000 207200 207400 207600 207800 208000 208200 208400 208600 208800 209000 209200 209400 209600 209800 210000 210200 210400 210600 210800 211000 211200 211400 211600 211800 212000 212200 212400 212600 212800 213000 213200 213400 213600 213800 214000 214200 214400 214600 214800 215000 215200 215400 215600 215800 216000 216200 216400 216600 216800 217000 217200 217400 217600 217800 218000 218200 218400 218600 218800 219000 219200 219400 219600 219800 220000 220200 220400 220600 220800 221000 221200 221400 221600 221800 222000 222200 222400 222600 222800 223000 223200 223400 223600 223800 224000 224200 224400 224600 224800 225000 225200 225400 225600 225800 226000 226200 226400 226600 226800 227000 227200 227400 227600 227800 228000 228200 228400 228600 228800 229000 229200 229400 229600 229800 230000 230200 230400 230600 230800 231000 231200 231400 231600 231800 232000 232200 232400 232600 232800 233000 233200 233400 233600 233800 234000 234200 234400 234600 234800 235000 235200 235400 235600 235800 236000 236200 236400 236600 236800 237000 237200 237400 237600 237800 238000 238200 238400 238600 238800 239000 239200 239400 239600 239800 240000 240200 240400 240600 240800 241000 241200 241400 241600 241800 242000 242200 242400 242600 242800 243000 243200 243400 243600 243800 244000 244200 244400 244600 244800 245000 245200 245400 245600 245800 246000 246200 246400 246600 246800 247000 247200 247400 247600 247800 248000 248200 248400 248600 248800 249000 249200 249400 249600 249800 250000 250200 250400 250600 250800 251000 251200 251400 251600 251800 252000 252200 252400 252600 252800 253000 253200 253400 253600 253800 254000 254200 254400 254600 254800 255000 255200 255400 255600 255800 256000 256200 256400 256600 256800 257000 257200 257400 257600 257800 258000 258200 258400 258600 258800 259000 259200 259400 259600 259800 260000 260200 260400 260600 260800 261000 261200 261400 261600 261800 262000 262200 262400 262600 262800 263000 263200 263400 263600 263800 264000 264200 264400 264600 264800 265000 265200 265400 265600 265800 266000 266200 266400 266600 266800 267000 267200 267400 267600 267800 268000 268200 268400 268600 268800 269000 269200 269400 269600 269800 270000 270200 270400 270600 270800 271000 271200 271400 271600 271800 272000 272200 272400 272600 272800 273000 273200 273400 273600 273800 274000 274200 274400 274600 274800 275000 275200 275400 275600 275800 276000 276200 276400 276600 276800 277000 277200 277400 277600 277800 278000 278200 278400 278600 278800 279000 279200 279400 279600 279800 280000 280200 280400 280600 280800 281000 281200 281400 281600 281800 282000 282200 282400 282600 282800 283000 283200 283400 283600 283800 284000 284200 284400 284600 284800 285000 285200 285400 285600 285800 286000 286200 286400 286600 286800 287000 287200 287400 287600 287800 288000 288200 288400 288600 288800 289000 289200 289400 289600 289800 290000 290200 290400 290600 290800 291000 291200 291400 291600 291800 292000 292200 292400 292600 292800 293000 293200 293400 293600 293800 294000 294200 294400 294600 294800 295000 295200 295400 295600 295800 296000 296200 296400 296600 296800 297000 297200 297400 297600 297800 298000 298200 298400 298600 298800 299000 299200 299400 299600 299800 300000 300200 300400 300600 300800 301000 301200 301400 301600 301800 302000 302200 302400 302600 302800 303000 303200 303400 303600 303800 304000 304200 304400 304600 304800 305000 305200 305400 305600 305800 306000 306200 306400 306600 306800 307000 307200 307400 307600 307800 308000 308200 308400 308600 308800 309000 309200 309400 309600 309800 310000 310200 310400 310600 310800 311000 311200 311400 311600 311800 312000 312200 312400 312600 312800 313000 313200 313400 313600 313800 314000 314200 314400 314600 314800 315000 315200 315400 315600 315800 316000 316200 316400 316600 316800 317000 317200 317400 317600 317800 318000 318200 318400 318600 318800 319000 319200 319400 319600 319800 320000 320200 320400 320600 320800 321000 321200 321400 321600 321800 322000 322200 322400 322600 322800 323000 323200 323400 323600 323800 324000 324200 324400 324600 324800 325000 325200 325400 325600 325800 326000 326200 326400 326600 326800 327000 327200 327400 327600 327800 328000 328200 328400 328600 328800 329000 329200 329400 329600 329800 330000 330200 330400 330600 330800 331000 331200 331400 331600 331800 332000 332200 332400 332600 332800 333000 333200 333400 333600 333800 334000 334200 334400 334600 334800 335000 335200 335400 335600 335800 336000 336200 336400 336600 336800 337000 337200 337400 337600 337800 338000 338200 338400 338600 338800 339000 339200 339400 339600 339800 34					



**Supplied as standard:**

**Wall finish:** Thicker concrete steel reinforced panels with spar finish.

**Front posts:** Spar.

**Main door:** 3' (0.91m) vertically boarded standard timber door

**Roof:** Roof type depending on the shape chosen (see standard building range).

**Fascias and vergeboards:** Factory treated timber fascia and vergeboards.

**Window:** 4' (1.22m) timber fixed factory preservative treated, depending on size of building.

# Sheds and Workshops

## Step 2

### Style

Bespoke Options

- Choose any of the Bespoke Options to personalise your building.
- Find your width in the table and add any of the options in that column.
- You will see page number references against those option groups that have more choices, turn to those pages to select from these.

	SPOs		Building width						
	MF	P0	4'	6'	8'	10'	12'	14'	16'
<b>Plastisol roof sheets (for Pent buildings only)</b>									
4'	✓		83	125	166	208	250	291	333
6'	✓		125	187	250	312	375	437	499
8'	✓		166	250	333	416	499	583	666
10'	✓		208	312	416	520	624	728	832
12'	✓		250	375	499	624	749	874	999
14'	✓		291	437	583	728	874	1020	1165
16'	✓		333	499	666	832	999	1165	1332
<b>Coloured roof tiles (for Apex buildings only)</b>									
4'	✓		30	45	59	74	89	104	119
6'	✓		45	67	89	111	134	156	178
8'	✓		59	89	119	149	178	208	238
10'	✓		74	111	149	186	223	260	297
12'	✓		89	134	178	223	268	312	357
14'	✓		104	156	208	260	312	364	416
16'	✓		119	178	238	297	357	416	476
<b>Fascia and Vergeboard (Supplied with timber as standard (except Mansard which is PVCu))</b>									
PVCu (White)	✓		468	468	468	468	468	468	684
PVCu Deco (Golden Oak/Rosewood)	✓		639	639	639	639	639	639	884
<b>Gutters (included front and rear elevations on Mansard)</b>									
Pent	✓		28	42	56	70	84	98	112
Apex, Apex 15 & Apex 20 (both sides)	✓		56	56	56	56	56	56	56
Add for each additional 2' increment	✓		14	14	14	14	14	14	14

	SPOs	Building width						
		4'	6'	8'	10'	12'	14'	16'
<b>Personnel Door (all O/A frame)</b>								
Standard Timber		104	104	104	104	104	104	104
Deluxe Timber		119	119	119	119	119	119	119
Galvanised steel white vertical	✓	223	223	223	223	223	223	223
Galvanised steel white Georgian	✓	493	493	493	493	493	493	493
3 point locking	✓	89	89	89	89	89	89	89
Add Deco (Golden Oak/Rosewood) to white vertical/Georgian 3' price		550	550	550	550	550	550	550
PVCu Half Glazed (white)		551	551	551	551	551	551	551
PVCu Half Glazed Deco (Golden Oak/Rosewood)		603	603	603	603	603	603	603
		793	793	793	793	793	793	793
		845	845	845	845	845	845	845
<b>Windows</b>								
Timber fixed		67	67	67	67	67	67	67
PVCu fixed (white)	✓	89	89	89	89	89	89	89
PVCu opening (white)	✓	192	192	192	192	192	192	192
PVCu fixed Deco (Golden Oak/Rosewood)		243	243	243	243	243	243	243
PVCu opening Deco (Golden Oak/Rosewood)		251	251	251	251	251	251	251
		291	291	291	291	291	291	291
		259	259	259	259	259	259	259
		313	313	313	313	313	313	313
		327	327	327	327	327	327	327
		379	379	379	379	379	379	379
<b>Others</b>								
Lining clips (pack of 12)		25	25	25	25	25	25	25
Sand & cement fillet	✓	104	104	104	104	104	104	104
Partition wall (adds 3" (75mm) to length)		114	171	228	285	342	399	456
Shelf Stack (2' 4" or 6')		116/135/154						

**MF** = Maintenance Free Package **P0** = Premium Options Package

All sheds and workshops pricing includes a 3' (0.91m) standard timber door. All door upgrades have already been adjusted for the standard door provided (i.e. we have deducted £156 from your chosen door).

# Main doors and front posts



## Step 1 Style and colour

As standard, your building comes with a galvanised steel, horizontally ribbed, up and over door. The table below shows the other types of door that are available for the width of your building, as well as additional security locking and remote controls.

**Don't forget:** If you already have your own door, we can leave a gap for you to fit it.

Once you've chosen the type of door you want, the table below tells you whether a colour option is available.

Where applicable, you can choose from:  or

Door width ▶	Building width							Material				
	8'6"	9'6"	10'6"	12'6"	14'6"	16'6"	18'6"		20'6"	22'6"	24'6"	26'6"
	7'	8'	9'	10'	10'	2 × 7'	2 × 8'	2 × 8'	2 × 9'	2 × 9'	2 × 10'	
<b>Up and Over Doors</b> — Included as standard —												
Horizontal ribbed	Steel	59	114	114	176	969	118	228	352	352	1938	
Vertical ribbed	Steel	179	369	369	404	1200	358	738	808	808	2400	
Georgian	Steel	452	494	494	—	—	904	988	—	—	—	
Ilkley	Steel	199	—	—	—	—	398	—	—	—	—	
Chevron	Steel	—	—	—	—	—	—	—	—	—	—	
<b>Other Doors</b> — Available in white only —												
Rollershutter	Steel	249	299	299	359	429	498	598	718	718	858	
Sectional	Steel	859	859	859	979	1059	1718	1718	1958	1958	2118	
Sectional w/windows	Steel	1165	1165	1165	1376	1463	2329	2329	2753	2753	2925	
Sidehung	Steel	899	929	929	—	—	1798	1858	—	—	—	
Sidehung	Timber	141	160	160	—	—	282	320	—	—	—	
<b>Extras</b> — Available in white only —												
4 point security locking (u&o)	—	104	104	104	104	—	208	208	208	208	—	
Electric Remote Control (U&O, Rollershutter and Sectional doors)	—	959	959	959	959	959	1917	1917	1917	1917	1917	
— Key override	—	84	84	84	84	84	84	84	84	84	84	
— Wall mounted switch	—	100	100	100	100	100	100	100	100	100	100	
— Additional handset	—	100	100	100	100	100	100	100	100	100	100	
No door (leaving gap)	—	-97	-112	-112	-129	-189	-194	-224	-224	-258	-378	

Door width ▶	Building width											Material
	8'6"	9'6"	10'6"	12'6"	14'6"	16'6"	18'6"	20'6"	22'6"	24'6"	26'6"	
	7'	8'	9'	9'	10'	2 × 7'	2 × 8'	2 × 8'	2 × 9'	2 × 9'	2 × 10'	
<b>Up and Over Doors</b> — Available in white only —												
Horizontal ribbed	163	248	163	248	163	248	326	497	326	497	326	497
Vertical ribbed	222	307	277	362	339	—	1132	—	444	615	554	725
Georgian	342	427	532	617	532	617	567	652	1363	1448	684	855
Ilkley	615	—	657	—	—	—	—	—	1230	—	1314	—
Chevron	—	—	—	—	—	—	—	—	—	—	—	—
<b>Other Doors</b> — Available in white only —												
Rollershutter	Incl.	311	Incl.	374	Incl.	374	Incl.	449	Incl.	536	Incl.	623
Sectional	1373	1497	1373	1497	1493	1617	1573	1697	2746	2994	2746	2994
Sectional w/windows	1679	1803	1679	1803	1679	1803	1890	2014	1977	2101	3357	3605
Sidehung (Steel)	—	—	—	—	—	—	—	—	—	—	—	—
<b>Front posts</b> — Available in white only —												
Real Brick	211	211	310	310	572	582	582	316	316	596	868	868
Sectional Brick/Stone	190	190	279	279	515	524	524	285	285	536	782	782





# PVCu units



## PVCu panels

Full height PVCu panels and Doors can be positioned using the same rules of positioning as for Personnel Doors and Windows (see Page 20). A concrete panel is required between each PVCu unit for stability. Talk to your agent for advice in specifying your building.

Choose from:  or

	Height ▼	Panel width																	
		1' (0.30m)	1'6" (0.45m)	2' (0.61m)	2'6" (0.76m)	3' (0.91m)	3'6" (1.06m)	4' (1.22m)	5' (1.52m)	6' (1.82m)									
<b>Fixed Full Height Units</b>																			
Fully glazed fixed	6'6" (1.98m)	173	190	207	242	276	293	311	345	380	414	431	466	483	518	604	638	707	742
<b>Fixed Full Height Units with Midrail</b>																			
Glazed	6'6" (1.98m)	190	242	259	293	311	293	362	362	449	414	500	466	552	569	673	673	794	794
Half glazed	6'6" (1.98m)	173	414	190	431	242	483	259	518	328	604	362	638	414	707	500	794	587	897
Fully panelled	6'6" (1.98m)	173	587	190	638	224	673	259	707	311	776	345	828	397	880	483	984	569	1070
<b>Opening Full Height Units with Midrail</b>																			
Glazed	6'6" (1.98m)	224	259	311	362	311	362	345	414	431	518	483	587	552	656	-	-	-	-
Half glazed	6'6" (1.98m)	207	466	500	535	276	535	311	587	380	673	431	725	483	794	-	-	-	-
Fully panelled	6'6" (1.98m)	207	621	242	725	276	725	311	776	380	863	431	915	483	984	-	-	-	-

## PVCu door units

All doors are 6'6" in height.

Choose from:  or

	Door width									
	3' (0.91m)	3'6" (1.06m)	4' (1.22m)	5' (1.52m)	6' (1.82m)					
<b>No midrail</b>										
Full height glazed	690	932	742	984	1311	1743	1398	1846	1484	1950
Full height panelled	638	1070	673	1104	1242	2071	1294	2140	1363	2226
<b>Midrail</b>										
Full height glazed	707	949	759	1001	1346	1795	1432	1898	1518	2002
Full height under midrail glazed	707	949	759	1001	1311	2140	1380	2243	1467	2347
Full height panelled	656	1277	690	1329	1277	2502	1329	2588	1398	2675

**Hortons**  
tel: 01403 888222  
web: hortonsgroup.com

**Hortons**  
tel: 01403 888222  
web: hortonsgroup.com

**Hortons**  
tel: 01403 888222  
web: hortonsgroup.com

**Hortons**  
tel: 01403 888222

**Hortons**  
tel: 01403 888222

**Hortons**  
tel: 01403 888222

# Building sizes



For Building regulations requirements (building areas) see [www.lidget.co.uk/buildingregs](http://www.lidget.co.uk/buildingregs) and for Planning permission requirements (building volumes) see [www.lidget.co.uk/planning](http://www.lidget.co.uk/planning)  
 Imperial/metric for Garages, Sheds, Workshops and Garden Rooms

## External and internal dimensions

			Building length						Building width					
			Imperial		Metric		Imperial		Metric		Imperial		Metric	
External	Internal		External	Internal		External	Internal	External	Internal		External	Internal		
4'	3'6"	1.219	1.067	3'6"	4'	1.219	1.067	4'	3'6"	1.219	1.067			
6'	5'6"	1.829	1.676	5'6"	6'	1.829	1.676	6'	5'6"	1.829	1.676			
8'	7'6"	2.438	2.286	7'6"	8'	2.438	2.286	8'	7'6"	2.438	2.286			
10'	9'6"	3.048	2.895	8'6"	10'	3.048	2.895	10'	9'6"	3.048	2.895			
12'	11'6"	3.657	3.505	9'6"	12'	3.657	3.505	12'	11'6"	3.657	3.505			
14'	13'6"	4.267	4.115	10'6"	14'	4.267	4.115	14'	13'6"	4.267	4.115			
14'3"	13'9"	4.343	4.191	10'6"	14'3"	4.343	4.191	14'3"	13'9"	4.343	4.191			
16'	15'6"	4.877	4.724	12'	16'	4.877	4.724	16'	15'6"	4.877	4.724			
16'3"	15'9"	4.953	4.800	12'6"	16'3"	4.953	4.800	16'3"	15'9"	4.953	4.800			
18'3"	17'9"	5.562	5.410	14'	18'3"	5.562	5.410	18'3"	17'9"	5.562	5.410			
20'3"	19'9"	6.172	6.020	14'6"	20'3"	6.172	6.020	20'3"	19'9"	6.172	6.020			
22'3"	21'9"	6.781	6.629	16'	22'3"	6.781	6.629	22'3"	21'9"	6.781	6.629			
24'3"	23'9"	7.391	7.239	16'6"	24'3"	7.391	7.239	24'3"	23'9"	7.391	7.239			
26'3"	25'9"	8.001	7.848	18'	26'3"	8.001	7.848	26'3"	25'9"	8.001	7.848			
28'3"	27'9"	8.610	8.458	20'6"	28'3"	8.610	8.458	28'3"	27'9"	8.610	8.458			
30'3"	29'9"	9.220	9.067	22'6"	30'3"	9.220	9.067	30'3"	29'9"	9.220	9.067			
32'3"	31'9"	9.829	9.677	24'6"	32'3"	9.829	9.677	32'3"	31'9"	9.829	9.677			
				26'6"										
				26'										

## Ridge height by model

Garages, Sheds, Workshops and Garden Rooms, standard 6' 6" (1.981m) height. Other heights available on our website ([www.lidget.co.uk](http://www.lidget.co.uk))

Building width	Pent		Pent Mansard		Apex		Apex 15		Apex 20	
	Imperial	Metric	Imperial	Metric	Imperial	Metric	Imperial	Metric	Imperial	Metric
	Ridge height		Ridge height		Ridge height		Ridge height		Ridge height	
4'	7'3"	2.21m	8'6"	2.495	7'4"	2.235	7'5 1/2"	2.273	7'7 1/2"	2.323
6'	7'3"	2.21m	8'6"	2.495	7'6 1/2"	2.299	7'8 1/2"	2.35	8'0"	2.434
8'	7'3"	2.21m	8'6"	2.495	7'9"	2.362	7'11 1/2"	2.432	8'4"	2.545
8'6"	7'3"	2.21m	8'6"	2.495	7'9 1/2"	2.375	8' 1/2"	2.451	8'5 1/2"	2.573
9'6"	7'3"	2.21m	8'6"	2.495	7'11"	2.413	8'2 1/2"	2.496	8'7 1/2"	2.628
10'	7'3"	2.21m	8'6"	2.495	7'11 1/2"	2.426	8'3"	2.515	8'8 1/2"	2.656
10'6"	7'3"	2.21m	8'6"	2.495	8'0 1/2"	2.451	8'3 1/2"	2.534	8'9 1/2"	2.684
12'	7'3"	2.21m	8'6"	2.495	8'2 1/2"	2.502	8'6 1/2"	2.597	9'1"	2.767
12'6"	7'3"	2.21m	8'6"	2.495	8'3"	2.515	8'7"	2.616	9'2"	2.795
14'	7'3"	2.21m	8'6"	2.495	8'5"	2.565	8'9 1/2"	2.68	9'5 1/2"	2.878
14'6"	7'3"	2.21m	8'6"	2.495	8'5 1/2"	2.578	8'10 1/2"	2.699	9'6 1/2"	2.906
16'	7'3"	2.21m	8'6"	2.495	8'7 1/2"	2.629	9'0 1/2"	2.762	9'9 1/2"	2.989
16'6"	7'3"	2.21m	8'6"	2.495	8'8 1/2"	2.654	9'1 1/2"	2.781	9'11"	3.017
18'6"	7'3"	2.21m	8'6"	2.495	8'11"	2.718	9'4 1/2"	2.864	10'3"	3.127
20'6"	7'3"	2.21m	8'6"	2.495	9'1 1/2"	2.781	9'8"	2.946	10'7 1/2"	3.238
22'6"	-	-	-	-	9'4 1/2"	2.858	9'11 1/2"	3.029	11'	3.349
24'6"	-	-	-	-	9'7"	2.921	10'2 1/2"	3.112	11'4"	3.460
26'6"	-	-	-	-	9'9 1/2"	2.985	10'5 1/2"	3.194	11'8 1/2"	3.571

# Door sizes



The tables on this page show the door size and the clear size available when the door is open. In addition, the size of the opening door arc is shown, i.e. the room needed to open the door without it catching on anything. This information will help you to position your building, and establish whether you will be able to access it without problems.

## Main Doors (up and over)

	External dimensions				Clear dimensions				Opening arc	
	Imperial		Metric		Imperial		Metric		Imperial	Metric
	Width	Height	Width	Height	Width	Height	Width	Height		
Up and over doors (height)	6'6"	6'6"	1.981	1.981	62"	6'1"	1.880	1.854	3'	0.91
	7'	6'6"	2.133	1.981	68"	6'1"	2.032	1.854	3'	0.91
	7'6"	6'6"	2.286	1.981	72"	6'1"	2.184	1.854	3'	0.91
	8'	6'6"	2.438	1.981	78"	6'1"	2.337	1.854	3'	0.91
	9'	6'6"	2.743	1.981	88"	6'1"	2.641	1.854	3'	0.91
	10'	6'6"	3.048	1.981	98"	6'1"	2.946	1.854	3'	0.91
	12'	6'6"	3.657	1.981	118"	6'1"	3.556	1.854	3'	0.91
	14'	6'6"	4.267	1.981	138"	6'1"	4.165	1.854	3'	0.91
	7'	7'	2.133	2.133	68"	6'7"	2.032	2.007	3'3"	0.985
	7'6"	7'	2.286	2.133	72"	6'7"	2.184	2.007	3'3"	0.985
	8'	7'	2.438	2.133	78"	6'7"	2.337	2.007	3'3"	0.985
	9'	7'	2.743	2.133	88"	6'7"	2.641	2.007	3'3"	0.985
	10'	7'	3.048	2.133	98"	6'7"	2.946	2.007	3'3"	0.985
	12'	7'	3.657	2.133	118"	6'7"	3.556	2.007	3'3"	0.985
14'	7'	4.267	2.133	138"	6'7"	4.165	2.007	3'3"	0.985	
7'6"	7'6"	2.286	2.286	68"	7'1"	2.032	2.159	4'	1.22	
8'	7'6"	2.438	2.286	78"	7'1"	2.184	2.159	4'	1.22	

## Personnel doors

	External dimensions				Clear dimensions				Opening arc	
	Imperial		Metric		Imperial		Metric		Imperial	Metric
	Width	Height	Width	Height	Width	Height	Width	Height		
Timber	3'	6'6"	0.914	1.981	2'7½"	5'8½"	0.8	1.74	2'9"	0.84
	4'	6'6"	1.219	1.981	3'7½"	5'8½"	1.105	1.74	3'9"	1.145
	3'	6'6"	0.914	1.981	2'7"	5'9"	0.79	1.755	3'	0.91
Steel	3'	6'6"	0.914	1.981	2'8½"	6'2½"	0.83	1.835	2'10"	0.86
	4'	6'6"	1.219	1.981	3'8½"	6'2½"	1.135	1.835	3'10"	1.165
PVCu	3'	6'6"	0.914	1.981	2'7"	5'11"	0.785	1.81	2'8"	0.82
	4'	6'6"	1.219	1.981	3'7"	5'11"	1.09	1.81	3'8"	1.125





**LIDGET Compton**  
The Best Concrete Garage

# You've chosen the right building for you. What's next?

Place you order with your agent or call us on:

**01709 881844** (fax 01709 881015)

Tell us what you need and we'll work with your agent and you to find a way to make it happen.

✉ **sales@lidget.co.uk**



Don't forget our **design&build** service for your more bespoke projects. Talk to your agent, or visit:

**[www.lidget.co.uk/designandbuild](http://www.lidget.co.uk/designandbuild)**

or email **[designandbuild@lidget.co.uk](mailto:designandbuild@lidget.co.uk)**

If you have more detailed requirements, send us an email and we'll tell your agent and get right back to you.

**[www.lidget.co.uk/instantquote](http://www.lidget.co.uk/instantquote)**

If you know exactly what you want, get online and we'll quote it on the spot.



Our agents are there to answer all your questions. Just ask.

And if all else fails, write to us at:

LidgetCompton, Albion Drive, Lidget Lane, Thurnscoe, Rotherham S63 0BA

Prices in the LidgetCompton price guide all include delivery and installation. Delivery is to mainland England and Wales, and includes carrying your building up to 25 yards (23 metres) on a reasonable surface from our parked lorry to your concrete base. We are unable to deliver through your house or outbuildings for safety reasons.

Prices include VAT at the current rate of 20%. In the event of a change of VAT rate, we reserve the right to adjust prices accordingly. Prices include installation of options ordered at the time of ordering the building. Options ordered after delivery and installation will be quoted separately. Sizes quoted are external measurements.

All information correct at time of going to press. Photos are for illustration purposes only. Terms and conditions apply. We reserve the right to change product specification without notice. E&OE.

**H lidget.co.uk**